


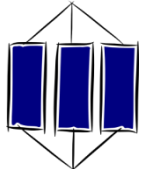
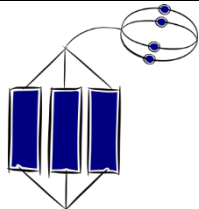



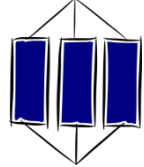
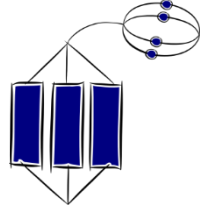





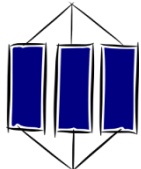
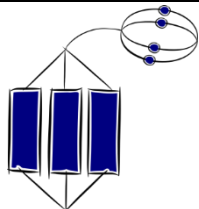
US 20121: Demonstrate kayaking skills on grade II white water.

Demonstrate kayaking skills on Grade II white water.					
<p><i>Demonstrate:</i></p> <ul style="list-style-type: none"> • getting into and out of kayak safely • paddling strokes • controlled turns • forward ferry glide • effective support strokes • effective breaking in and out of eddies • following lines down Grade II 	<p>I need help to [demonstrate kayaking skills on Grade II white water].</p>	<p>I can [demonstrate kayaking skills on Grade II white water] if I am prompted or directed.</p>	<p>I use several strategies to [demonstrate kayaking skills on Grade II white water] but I am not sure when and or why to use them.</p> <p><i>(trial and error – aware of strategies but not sure why or when to use them so makes mistakes)</i></p>	<p>I use several strategies to [demonstrate kayaking skills on Grade II white water] and I know when and why to use them (justify selection with reasons and examples).</p> <p><i>(strategic or purposeful use of strategies – knows why and when).</i></p>	<p>I can teach others to [demonstrate kayaking skills on Grade II white water].</p> <p>I act as a role model for others to help them [demonstrate kayaking skills on Grade II white water].</p> <p>I seek feedback on how to improve how I can [demonstrate kayaking skills on Grade II white water].</p>
<p>Effective Strategies <i>[insert strategies suggested by students and teachers]</i></p>	<p>Show them examples. Opportunity to practise.</p>	<p>Clear instructions (step-by-step). Prompting. Situational teaching.</p>	<p>Revisit, recap & remind! Autopsies/debrief Role play</p>	<p>Repeated opportunities to practise</p>	




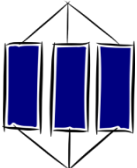
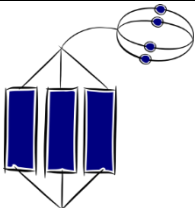
US 20121: Demonstrate kayaking skills on Grade II white water.

Demonstrate kayaking skills on Grade II white water.					
Demonstrate: <ul style="list-style-type: none"> • Rescue technique • Wet exit and control of equipment • Stern deck carry • Throw bag rescue (as a swimmer) • Swimming a Grade II rapid 	I need help to [demonstrate kayaking skills on Grade II white water].	I can [demonstrate kayaking skills on Grade II white water] if I am prompted or directed.	I use several strategies to [demonstrate kayaking skills on Grade II white water] but I am not sure when and or why to use them. <i>(trial and error – aware of strategies but not sure why or when to use them so makes mistakes)</i>	I use several strategies to [demonstrate kayaking skills on Grade II white water] and I know when and why to use them (justify selection with reasons and examples). <i>(strategic or purposeful use of strategies – knows why and when).</i>	I can teach others to [demonstrate kayaking skills on Grade II white water]. I act as a role model for others to help them [demonstrate kayaking skills on Grade II white water]. I seek feedback on how to improve how I can [demonstrate kayaking skills on Grade II white water].
Effective Strategies <i>[insert strategies suggested by students and teachers]</i>	Show them examples. Opportunity to practise.	Clear instructions (step-by-step). Prompting. Situational teaching.	Revisit, recap & remind! Autopsies/debrief Role play	Repeated opportunities to practise	

US 20121: Demonstrate kayaking skills on Grade II white water.

Demonstrate kayaking skills on Grade II white water.					
<ul style="list-style-type: none"> • Describe features of Grade I to VI white water. • Identify features and line through river rapids. 	<p>I need help to describe or explain [insert river features]</p> <p>E.g. holes, eddies, channel, tongues, rocks, waves, walls, corners</p>	<p>My description has one relevant attribute.</p>	<p>My description lists several relevant attributes.</p>	<p>... and explains why (gives reasons) why these are relevant.</p>	<p>... and makes a generalisation</p>
<ul style="list-style-type: none"> • Explain river hazards. 	<p>I need help to explain river hazards.</p> <p>E.g. strainers, rocks, manmade objects, holes, undercuts, weirs</p>	<p>My explanation gives one relevant reason.</p>	<p>My explanation lists several relevant reasons</p>	<p>... and explains why (gives reasons) why these are relevant.</p>	<p>... and makes a generalisation</p>
<p>Effective Strategies [insert strategies suggested by students and teachers]</p>				<p>(because ... so that)</p>	<p>(claim ...because ... because)</p>

US 20121: Demonstrate kayaking skills on Grade II white water.

Demonstrate kayaking skills on Grade II white water.					
<ul style="list-style-type: none"> Identify health problems. 	<p>I need help to identify health problems</p> <p>E.g. hypothermia, cold water immersion, cramps, sunburn, blisters, dislocations, head injuries</p>	<p>I can [identify health problems] if I am prompted or directed.</p>	<p>I use several strategies to [identify health problems] but I am not sure when and or why to use them.</p>	<p>I use several strategies to [identify health problems] and I know when and why to use them (justify selection with reasons and examples).</p>	<p>I can teach others to [identify health problems]</p> <p>I act as a role model for others to help them [identify health problems]</p> <p>I seek feedback on how to improve how I can [identify health problems]</p>
<ul style="list-style-type: none"> Describe methods to avoid health problems. 	<p>I need help to describe methods to avoid health problems.</p>	<p>My description has one relevant method to avoid health problems</p>	<p>My description lists several relevant methods to avoid health problems.</p>	<p>... and explains why these methods are relevant</p>	<p>... and make a generalisation about these methods.</p>
<ul style="list-style-type: none"> Apply New Zealand Environmental Care Code Apply New Zealand Water Care Code 	<p>I need help to apply [insert code].</p>	<p>I can apply [insert code] if I am prompted or directed.</p>	<p>I use several strategies to apply [insert code] but I am not sure when and or why to use them.</p>	<p>I use several strategies to apply [insert code] and I know when and why to use them (justify selection with reasons and examples).</p>	<p>I can teach others to apply [insert code]</p> <p>I act as a role model for others to help them apply [insert code]</p> <p>I seek feedback on how to improve how I can apply [insert code]</p>

<ul style="list-style-type: none"> • Identify the meaning of communication systems used on and off the water. 	<p>I need help to [identify the meaning of communication systems used on and off the water].</p> <p>E.g. hand, paddle and whistle signals, voice</p>	<p>I can [identify the meaning of communication systems used on and off the water] if I am prompted or directed.</p>	<p>I use several strategies to [identify the meaning of communication systems used on and off the water] but I am not sure when and or why to use them.</p>	<p>I use several strategies to [identify the meaning of communication systems used on and off the water] and I know when and why to use them (justify selection with reasons and examples).</p>	<p>I can teach others to [identify the meaning of communication systems used on and off the water].</p> <p>I act as a role model for others to help them [identify the meaning of communication systems used on and off the water].</p> <p>I seek feedback on how to improve how I can [identify the meaning of communication systems used on and off the water].</p>
<p>Effective Strategies <i>[insert strategies suggested by students and teachers]</i></p>					